

## Wood Frame

### Wood Frame Chairs

2015

Chairs



Craig Bassam designed the Wood Frame Dining Collection to be remarkably lightweight and sophisticated without interfering with comfort. This was achieved by reducing the form of the chair to its essence – an exposed structural fine wood frame that integrates all elements of the chair, connecting seat, back and arms while creating a ‘caged’ effect. The wood elements produce the chair’s distinctive side profile and back view, two of the most important angles of any dining chair when viewed around a table. The outer corners are softly rounded, a BassamFellows signature, and the exposed rear frame becomes both a handle to maneuver the chair without touching the upholstery and a convenient place to hang a jacket or sweater. Cushions have also been slimmed to the absolute minimum without sacrificing comfort. The backrest is structural but designed with a non-rigid upper frame to keep its profile as thin as possible while building in flex for movement.

#### **CB-540 Wood Frame Armchair**

W 24", 61 cm  
D 24 1/2", 62.2 cm  
H 31", 78.7 cm  
SH 18", 45.7 cm  
AH 25 1/2", 64 cm

#### **CB-547 Wood Frame Armless Chair Petit**

W 18", 45.6 cm  
D 23 3/4", 60.3 cm  
H 31", 78.7 cm  
SH 18", 45.7 cm

*Wood:*  
Solid Ash  
Solid Oak  
Solid Walnut

*Finish:*  
Ebonized black lacquer on Ash or bleached, white pigment, matte acrylic on Ash. Raw effect lacquer on Oak. Hand rubbed natural oil on Oak or Walnut, or hand rubbed black oil on Walnut.

*Upholstery:*  
Dual density foam with inverted seams, tufted and welted.

Made in Italy



## Wood Frame

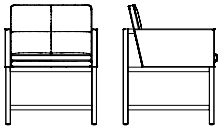
### Wood Frame Chairs

2015

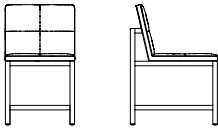
Chairs

Description	W	D	H	Seat H	Arm H	Weight	Pkg Dim	Req. Textile	Req. Leather
-------------	---	---	---	--------	-------	--------	---------	--------------	--------------

<b>CB-540 Wood Frame Armchair</b>	61 cm 24"	62.2 cm 24 1/2"	78.7 cm 31"	45.7 cm 18"	64 cm 25 1/2"	18 kg 39.6 lbs	0.4 cu m 14.4 cu ft	2.7 m 3 yd	5 sq m 54 sq ft
-----------------------------------	--------------	--------------------	----------------	----------------	------------------	-------------------	------------------------	---------------	--------------------



<b>CB-547 Wood Frame Armless Chair Petit</b>	45.6 cm 18"	60.3 cm 23 3/4"	78.7 cm 31"	45.7 cm 18"		13 kg 28.6 lbs	0.3 cu m 10.4 cu ft	1.6 m 1 3/4 yd	2.9 sq m 31 1/2 sq ft
--	----------------	--------------------	----------------	----------------	--	-------------------	------------------------	-------------------	--------------------------



#### Ordering Instructions

##### Specify:

1. Wood Type
2. Finish
3. Textile Selection

##### Example:

**CB-540-W-NA-99001**

**W** Solid Walnut  
**NA** Natural Oil  
**99001** Elegant, Black

#### Construction/materials

##### Wood:

Solid Ash (**A**)  
Solid Oak (**O**)  
Solid Walnut (**W**)

##### Finish:

Ebonized black lacquer on Ash (**EB**) or bleached, white pigment, matte acrylic on Ash (**BL**). Raw effect lacquer on Oak (**RE**). Hand rubbed natural oil on Oak or Walnut (**NA**), or hand rubbed black oil on Walnut (**BO**).

##### Upholstery:

Dual density foam with inverted seams, tufted and welted.

#### BIFMA

Seating durability test—Cyclic ANSI-BIFMA X5.1-2017/10  
Structural durability test—Cyclic ANSI BIFMA X5.1-2017/24  
Back durability test—Cyclic—Type II and III ANSI-BIFMA X5.1-2017/15  
Backrest strength test—Static ANSI-BIFMA X5.1-2017/6  
Arm durability test—Cyclic ANSI-BIFMA X5.1-2017/20  
Leg strength test—Front application ANSI-BIFMA X5.1-2017/17

Leg strength test—Side application ANSI-BIFMA X5.1-2017/17  
Drop test—Dynamic ANSI- BIFMA X5.1-2017/7  
Arm strength test—Vertical—Static ANSI-BIFMA X5.1-2017/12  
Arm strength test—Horizontal—Static ANSI-BIFMA X5.1-2017/13  
Stability test ANSI-BIFMA X5.1-2017/11

Made in Italy

#### Leather

**A**  
Coach  
Elegant

**B**  
Comfort


# Wood

BassamFellows  
Wood

Wood



Walnut  
W-NA




Walnut Black Oil  
W-BO



Oak  
O-NA




Oak Raw Effect  
O-RE



White Ash  
A-BL




Ebonized Ash  
A-EB



Teak  
T-NA



Iroko  
I-NA




Sage Green Ash  
A-SG



Sun Yellow Ash  
A-SY



Horizon Blue Ash  
A-HB



Mesa Red Ash  
A-MR

# Elegant

BassamFellows  
Leather

Leather



95947 Oxblood



11038 Platinum  
Gray




43024 Camel



43807 British Tan




48027 Olive




91059 Anthracite




93718 Dark Cognac



93957 Dark Brown



97026 Dark Navy



99001 Black

---

Elegant grain leather is aniline-dyed with a batique-effect that displays the natural character of the original Scandinavian cattle hide.

Additional colors available. Minimum and upcharge may apply.

## Raw Material

Grain leather from  
Scandinavian cattle

## Thickness

1.0 – 1.2mm

## Finish

Pure aniline leather

## Lightfastness

3


## Price Grade

A

# Coach

Leather

BassamFellows  
Leather



00118 Milk




11073 Pale Gray



11049 Medium Gray



13048 Elephant



01061 Gray Beige




13072 Taupe




02119 Camel




33004 British Tan




93129 Dark  
Chocolate




93109 Topaz Brown




35126 Oxblood




17027 Cadet Blue




77127 Dark Navy



98015 Dark Green



91102 Anthracite



99999 Black

Coach is a chrome free, soft and pliable semi-aniline leather that offers outstanding comfort combined with excellent durability and is suitable for public environments.

Additional colors available. Minimum and upcharge may apply.

## Raw Material

Grain leather from Scandinavian cattle

## Thickness

1.1 - 1.3mm

## Finish

Semi-Aniline leather

## Lightfastness

6

## Price Grade

A

# Comfort

Leather

BassamFellows  
Leather




02067 Beige



12114 Gray Beige



33286 Chestnut  
Brown




43632 Camel




91089 Anthracite



93287 Chocolate



97054 Navy



99991 Black

---

Like the name suggests, Comfort is a soft aniline leather that showcases a varied grain and the distinct features of the natural hide.

Additional colors available. Minimum and upcharge may apply.

## Raw Material

Grain leather from Scandinavian cattle

## Thickness

1.3 - 1.5mm

## Finish

Pure aniline leather

## Lightfastness

3

## Price Grade

B