

Spindle

Spindle Stools

2014

Stools



The Spindle Chair was inspired by a visit to Louis Kahn's Exeter Library. Designer Craig Bassam's imagination was ignited when he noticed the traditional utilitarian chair juxtaposed against the powerful geometry of Kahn's building. Seduced by its elemental simplicity, Bassam wanted to offer a new take on the classic piece, a descendent of the classic English Windsor Chair. One first notices its weightless quality, which Bassam achieved by using metal for the chair's legs and spindles, giving the illusion of two floating surfaces. A counterpoint to the metal spindles is the chair's timber elements, including an ultra-comfortable ergonomic seat carved from solid wood.

CB-282 Spindle Low Back Counter Stool

W 19", 48.2 cm
D 19 1/2", 49.5 cm
H 28 3/8", 72 cm
SH 24 1/4", 61.5 cm

CB-283 Spindle Low Back Bar Stool

W 19", 48.2 cm
D 19 1/2", 49.5 cm
H 34 1/8", 86.7 cm
SH 30", 76.2 cm

CB-284 Spindle Counter Chair

W 22 1/4", 56.5 cm
D 21 3/8", 54.3 cm
H 35 3/8", 89.8 cm
SH 24 1/4", 61.5 cm
AH 31 1/4", 80.7 cm

CB-285 Spindle Bar Chair

W 22 1/4", 56.5 cm
D 21 3/8", 54.3 cm
H 41 1/8", 104.5 cm
SH 30", 76.2 cm
AH 37 1/2", 95.3 cm

Wood:
Solid Ash
Solid Oak
Solid Walnut

Finish:
Ebonized black lacquer on Ash or bleached, white pigment, matte acrylic on Ash. Raw effect lacquer on Oak. Hand rubbed natural oil on Oak or Walnut, or hand rubbed black oil on Walnut.

Base:
Solid steel with black powder coat finish, or satin nickel, satin brass, bronze, gunmetal, or custom metal nanoceramic coated solid steel, all with return swivel.

Made in Italy



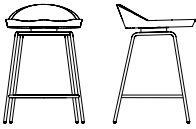
Spindle

Spindle Stools

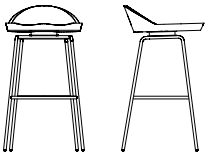
2014

Stools

Description	W	D	H	Seat H	Arm H	Weight	Pkg Dim	Req. Textile	Req. Leather
CB-282 Spindle Low Back Counter Stool	48.2 cm 19"	49.5 cm 19 1/2"	72 cm 28 3/8"	61.5 cm 24 1/4"		17 kg 37.4 lbs	0.3 cu m 11.8 cu ft		



CB-283 Spindle Low Back Bar Stool	48.2 cm 19"	49.5 cm 19 1/2"	86.7 cm 34 1/8"	76.2 cm 30"		18 kg 39.6 lbs	0.4 cu m 13.9 cu ft		
--	----------------	--------------------	--------------------	----------------	--	-------------------	------------------------	--	--



Ordering Instructions

Specify:

1. Wood Type
2. Finish
3. Metal Type
4. Metal Finish

Example:

CB-282-W-NA-MS-BZ

W Solid Walnut
NA Natural Oil
MS Steel
BZ Bronze

Construction/materials

Wood:

Solid Ash (**A**)
 Solid Oak (**O**)
 Solid Walnut (**W**)

Finish:

Ebonized black lacquer on Ash (**EB**) or bleached, white pigment, matte acrylic on Ash (**BL**). Raw effect lacquer on Oak (**RE**). Hand rubbed natural oil on Oak or Walnut (**NA**), or hand rubbed black oil on Walnut (**BO**).

Base:

Solid steel with black powder coat finish (**BP**), or satin nickel (**SN**), satin brass (**SB**), bronze (**BZ**), gunmetal (**GM**), or custom metal (**CM**) nanoceramic coated solid steel, all with return swivel.

BIFMA

Seating durability test
 ANSI-BIFMA X5.1-2017/10
Stability test
 ANSI-BIFMA X5.1-2017/11
Drop test-Dynamic
 ANSI- BIFMA X5.1-2017/7
Backrest strength test-Static
 ANSI-BIFMA X5.1-2017/6
Back durability test
 ANSI-BIFMA X5.1-2017/15
Arm durability test-Cyclic
 ANSI-BIFMA X5.1-2017/20

Arm strength test-Vertical-Static
 ANSI-BIFMA X5.1-2017/12
Arm strength test-Horizontal-Static
 ANSI-BIFMA X5.1-2017/13
Leg strength test-Front application
 ANSI-BIFMA X5.1-2017/17
Leg strength test-Side application
 ANSI-BIFMA X5.1-2017/17

Made in Italy



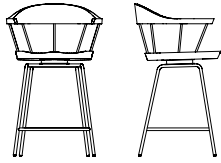
Spindle

Spindle Stools

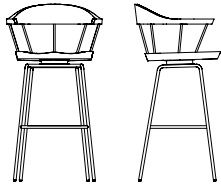
2014

Stools

Description	W	D	H	Seat H	Arm H	Weight	Pkg Dim	Req. Textile	Req. Leather
CB-284 Spindle Counter Chair	56.5 cm 22 1/4"	54.3 cm 21 3/8"	89.8 cm 35 3/8"	61.5 cm 24 1/4"	80.7 cm 31 3/4"	20 kg 44 lbs	0.4 cu m 14.6 cu ft		



CB-285 Spindle Bar Chair	56.5 cm 22 1/4"	54.3 cm 21 3/8"	104.5 cm 41 1/8"	76.2 cm 30"	95.3 cm 37 1/2"	21 kg 46.2 lbs	0.5 cu m 16.5 cu ft		
---------------------------------	--------------------	--------------------	---------------------	----------------	--------------------	-------------------	------------------------	--	--



Ordering Instructions

Specify:

1. Wood Type
2. Finish
3. Metal Type
4. Metal Finish

Example:

CB-284-W-NA-MS-BZ

W Solid Walnut
NA Natural Oil
MS Steel
BZ Bronze

Construction/materials

Wood:

Solid Ash (**A**)
 Solid Oak (**O**)
 Solid Walnut (**W**)

Finish:

Ebonized black lacquer on Ash (**EB**) or bleached, white pigment, matte acrylic on Ash (**BL**). Raw effect lacquer on Oak (**RE**). Hand rubbed natural oil on Oak or Walnut (**NA**), or hand rubbed black oil on Walnut (**BO**).

Base:

Solid steel with black powder coat finish (**BP**), or satin nickel (**SN**), satin brass (**SB**), bronze (**BZ**), gunmetal (**GM**), or custom metal (**CM**) nanoceramic coated solid steel, all with return swivel.

BIFMA

Seating durability test
 ANSI-BIFMA X5.1-2017/10
Stability test
 ANSI-BIFMA X5.1-2017/11
Drop test-Dynamic
 ANSI- BIFMA X5.1-2017/7
Backrest strength test-Static
 ANSI-BIFMA X5.1-2017/6
Back durability test
 ANSI-BIFMA X5.1-2017/15
Arm durability test-Cyclic
 ANSI-BIFMA X5.1-2017/20

Arm strength test-Vertical-Static
 ANSI-BIFMA X5.1-2017/12
Arm strength test-Horizontal-Static
 ANSI-BIFMA X5.1-2017/13
Leg strength test-Front application
 ANSI-BIFMA X5.1-2017/17
Leg strength test-Side application
 ANSI-BIFMA X5.1-2017/17

Made in Italy


Wood

BassamFellows
Wood

Wood



Walnut
W-NA




Walnut Black Oil
W-BO



Oak
O-NA




Oak Raw Effect
O-RE



White Ash
A-BL




Ebonized Ash
A-EB



Teak
T-NA



Iroko
I-NA




Sage Green Ash
A-SG



Sun Yellow Ash
A-SY



Horizon Blue Ash
A-HB



Mesa Red Ash
A-MR

Metal

BassamFellows
Metal

Metal



Matte Black
BP




Satin Nickel
SN



Satin Brass
SB



Bronze
BZ



Gunmetal
GM

Nanoceramic coated steel is a more durable and environmentally improved alternative to traditional metal plating where nano particles of metal are mixed with resin and sprayed onto the metal surface versus being placed in a chemical bath.

Additional colors available. Minimum and upcharge may apply.

Matte Black

Powder coated steel

Satin Nickel

Nanoceramic coated steel

Satin Brass

Nanoceramic coated steel

Bronze

Nanoceramic coated steel

Gunmetal

Nanoceramic coated steel