

## Circular Circular Stools

2016

Stools



Craig Bassam designed the Circular Stool to be a “quiet,” functional object that could be used in many different interior environments without competing for attention. The elemental simplicity marries pure geometry with high craft. A sturdy but agile floating presence is created by the stool’s base, made from circular sections of nanoceramic coated steel tubing. The legs are bent to the tightest possible radius for elegance and sophistication. Circular stanchions elevate the upholstered seat from the base creating the appearance of exceptional lightness.

### CB-260 Circular Stool (3 leg)

W 17 3/4", 45 cm  
D 17 3/4", 45 cm  
H 18 1/8", 46 cm

### CB-262 Circular Counter Stool (4 leg)

W 15 3/4", 40 cm  
D 15 3/4", 40 cm  
H 25 3/4", 65.4 cm

### CB-263 Circular Bar Stool (4 leg)

W 15 3/4", 40 cm  
D 15 3/4", 40 cm  
H 31 5/8", 80.4 cm

*Base:*  
Tubular steel with black powder coat finish, or satin nickel, satin brass, bronze, gunmetal, or custom metal nanoceramic coated tubular steel.

*Upholstery:*  
Foam upholstery with double topstitch.

Made in Italy



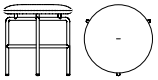
# Circular

## Circular Stools

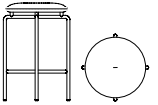
2016

Stools

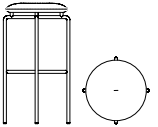
| Description                          | W                | D                | H                | Seat H | Arm H | Weight           | Pkg Dim             | Req. Textile    | Req. Leather        |
|--------------------------------------|------------------|------------------|------------------|--------|-------|------------------|---------------------|-----------------|---------------------|
| <b>CB-260 Circular Stool (3 leg)</b> | 45 cm<br>17 3/4" | 45 cm<br>17 3/4" | 46 cm<br>18 1/8" |        |       | 6 kg<br>13.2 lbs | 0.1 cu m<br>5 cu ft | 0.5 m<br>1/2 yd | 0.8 sq m<br>9 sq ft |



|  |                  |                  |                    |  |  |                    |                       |                 |                     |
|--|------------------|------------------|--------------------|--|--|--------------------|-----------------------|-----------------|---------------------|
| <b>CB-262 Circular Counter Stool (4 leg)</b> | 40 cm<br>15 3/4" | 40 cm<br>15 3/4" | 65.4 cm<br>25 3/4" |  |  | 7.6 kg<br>16.7 lbs | 0.2 cu m<br>6.4 cu ft | 0.5 m<br>1/2 yd | 0.8 sq m<br>9 sq ft |
|--|------------------|------------------|--------------------|--|--|--------------------|-----------------------|-----------------|---------------------|



|  |                  |                  |                    |  |  |                  |                       |                 |                     |
|--|------------------|------------------|--------------------|--|--|------------------|-----------------------|-----------------|---------------------|
| <b>CB-263 Circular Bar Stool (4 leg)</b> | 40 cm<br>15 3/4" | 40 cm<br>15 3/4" | 80.4 cm<br>31 5/8" |  |  | 8.2 kg<br>18 lbs | 0.2 cu m<br>7.8 cu ft | 0.5 m<br>1/2 yd | 0.8 sq m<br>9 sq ft |
|--|------------------|------------------|--------------------|--|--|------------------|-----------------------|-----------------|---------------------|



### Ordering Instructions

*Specify:*  
 1. Metal Type  
 2. Metal Finish  
 3. Textile Selection

*Example:*  
**CB-260-MS-BZ-99001**

**MS** Steel  
**BZ** Bronze  
**99001** Elegant, Black

### Construction/materials

*Base:*  
 Tubular steel with black powder coat finish (**BP**), or satin nickel (**SN**), satin brass (**SB**), bronze (**BZ**), gunmetal (**GM**), or custom metal (**CM**) nanoceramic coated tubular steel.

*Upholstery:*  
 Foam upholstery with double topstitch.

Made in Italy

### Leather

**A**  
 Coach  
 Elegant

**B**  
 Comfort


# Wood

BassamFellows  
Wood

Wood



Walnut  
W-NA




Walnut Black Oil  
W-BO



Oak  
O-NA




Oak Raw Effect  
O-RE



White Ash  
A-BL




Ebonized Ash  
A-EB



Teak  
T-NA



Iroko  
I-NA




Sage Green Ash  
A-SG



Sun Yellow Ash  
A-SY



Horizon Blue Ash  
A-HB



Mesa Red Ash  
A-MR

# Metal

BassamFellows  
Metal

Metal



Matte Black  
BP




Satin Nickel  
SN



Satin Brass  
SB



Bronze  
BZ



Gunmetal  
GM

---

Nanoceramic coated steel is a more durable and environmentally improved alternative to traditional metal plating where nano particles of metal are mixed with resin and sprayed onto the metal surface versus being placed in a chemical bath.

Additional colors available. Minimum and upcharge may apply.

## **Matte Black**

Powder coated steel

## **Satin Nickel**

Nanoceramic coated steel

## **Satin Brass**

Nanoceramic coated steel

## **Bronze**

Nanoceramic coated steel

## **Gunmetal**

Nanoceramic coated steel

# Elegant

BassamFellows  
Leather

Leather




95947 Oxblood



11038 Platinum  
Gray




43024 Camel



43807 British Tan




48027 Olive




91059 Anthracite




93718 Dark Cognac



93957 Dark Brown



97026 Dark Navy



99001 Black

---

Elegant grain leather is aniline-dyed with a batique-effect that displays the natural character of the original Scandinavian cattle hide.

Additional colors available. Minimum and upcharge may apply.

## Raw Material

Grain leather from  
Scandinavian cattle

## Thickness

1.0 – 1.2mm

## Finish

Pure aniline leather

## Lightfastness

3


## Price Grade

A

# Coach

Leather

BassamFellows  
Leather



00118 Milk




11073 Pale Gray



11049 Medium Gray



13048 Elephant



01061 Gray Beige




13072 Taupe




02119 Camel




33004 British Tan




93129 Dark  
Chocolate




93109 Topaz Brown




35126 Oxblood




17027 Cadet Blue




77127 Dark Navy



98015 Dark Green



91102 Anthracite



99999 Black

Coach is a chrome free, soft and pliable semi-aniline leather that offers outstanding comfort combined with excellent durability and is suitable for public environments.

Additional colors available. Minimum and upcharge may apply.

## Raw Material

Grain leather from Scandinavian cattle

## Thickness

1.1 - 1.3mm

## Finish

Semi-Aniline leather

## Lightfastness

6

## Price Grade

A

# Comfort

Leather


BassamFellows  
Leather




02067 Beige



12114 Gray Beige



33286 Chestnut  
Brown




43632 Camel




91089 Anthracite



93287 Chocolate



97054 Navy



99991 Black

---

Like the name suggests, Comfort is a soft aniline leather that showcases a varied grain and the distinct features of the natural hide.

Additional colors available. Minimum and upcharge may apply.

## Raw Material

Grain leather from Scandinavian cattle

## Thickness

1.3 - 1.5mm

## Finish

Pure aniline leather

## Lightfastness

3

## Price Grade

B